SHUTTLE system

SHUTTLE

An unique mini track connecting system designed to perform multiple tasks in professional shelf display.
Allowing mini spot,linear,undercabinet fixtures to be freely and easily combined in any location to get your ideal light distribute effect.
Plug and play modules are designed for easy installation and maintenance, a great method to save labor cost.
Slim and light weight design fixtures showing elegant temperament.

ETL Approved

SHUTTLE

SHUTTLE TRACK



RW-6-1000	Track

SHUTTLE PROFILE

U Extrusion	Aluminum profile



L Extrusion	Aluminum profile



LIF	Trim recessed profile



LIR	Trimless recessed profile

SHUTTLE MODULES

	Series name	LED Consumption	Lumen
	SHUTTLE-L	1.1W 4.2W 8W	110 (lm) 330 (lm) 660 (lm)
	SHUTTLE-L-D	1.1W 4.2W 8W	110 (lm) 330 (lm) 660 (lm)
	SHUTTLE-S	1.2W 2.7W	50~70 (lm) 50~70 (lm)
	SHUTTLE-S-F	2.7W	210 (lm)
	SHUTTLE-B	4W	200 (lm)
	SHUTTLE-N	2.7W	50~70 (lm)

Strip lights

Other than panel module, strip light is also another method to create seamless lighting, use the aluminum profile as housing, strip light as light source as well as the creamy white cover to spread the light evenly.

Multiple modules



Multiple or different modules can be use for different lighting application spot module lights up individual object, panel module spreads the light evenly.

SHUTTLE

Colour Black ■

INSTALLATION TRACK

Article number	L (mm)
RW-6-1000	39.37"(1000mm)
RW-6-2000	78.74"(2000mm)

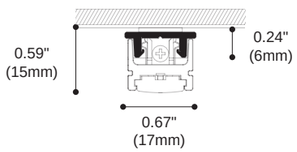

Connection Clip

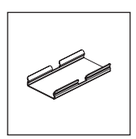

NS-0590

Clips

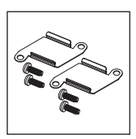

NS-0588
Fixing clips for tracks (standard)

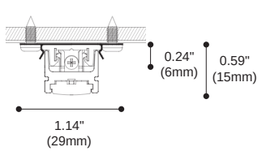

NS-0589
Fixing clips for tracks (optional)

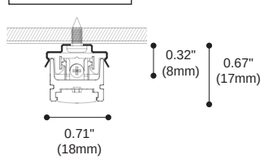

SHUTTLE

Alum. profile

Colour Black ■ Anodized Alum. ■



U Extrusion

Article number	L (mm)
SHT-02-1000	39.37"(1000mm)

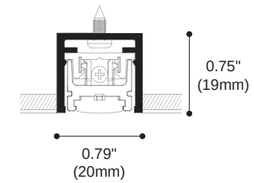



L Extrusion

Article number	L (mm)
SHT-03-1000	39.37"(1000mm)

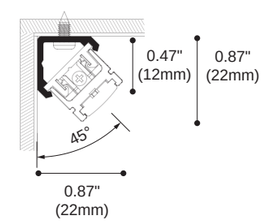

SHUTTLE

Colour Black ■



INSTALLATION TRACK

Article number	L (mm)
LIF-01	39.37"(1000mm)
LIF-02	78.74"(2000mm)
LIF-04	7.21x7.21" (183x183mm)
LIF-05	7.21x7.21" (183x183mm)

Trim recessed profile

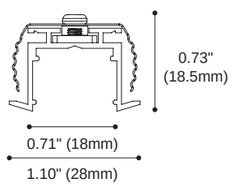

LIF-04

Horizontal corner
For LIF profile

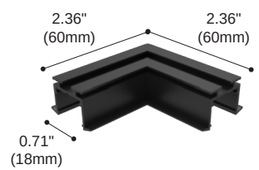

LIF-05

Vertical corner
For LIF profile

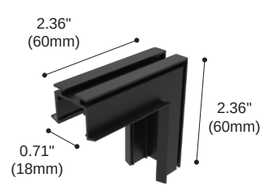

LIC-01

Trim end cap



SHUTTLE

Colour Black ■



INSTALLATION TRACK

Article number	L (mm)
LIR-01	39.37"(1000mm)
LIR-02	78.74"(2000mm)
LIR-04	7.21x7.21" (183x183mm)
LIR-05	7.21x7.21" (183x183mm)

Trimless recessed profile

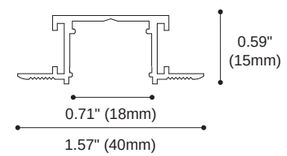

LIR-04

Trimless recessed
Horizontal corner
For LIR profile

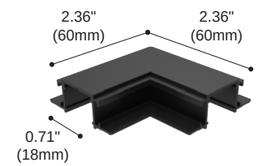

LIR-05

Trimless recessed
Vertical corner
For LIR profile

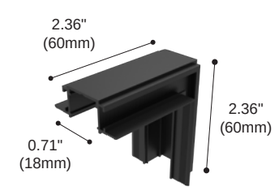

LIC-02

Trimless end cap

SHUTTLE

Accessories specifications

Power cord

CP-MOL-27-200
Power cord with molex male plug
Length: 78.74"(200cm)



CP-27-200
Power Cord Bare End
Length: 78.74"(200cm)

Connection cord



CS-27-15
Connection cord Length:5.91"(15cm)
CS-27-30
Connection cord Length:11.81"(30cm)
CS-27-60
Connection cord Length:23.62"(60cm)

Circuit connector

CSC-27
Circuit connector

Power feed

CSP-27-60
(Sidefeed)

I/P: 24VDC, O/P: 24VDC
Connection cord with top female plug
Length: 23.62"(60cm)

50W Max. Connection

CSP-A-27-60
(Endfeed)

I/P: 24VDC, O/P: 24VDC
Connection cord with top female plug
Length: 23.62"(60cm)

50W Max. Connection

Cover



LIE-01
Cover (Milky / Black)
Length : 78.74"(200cm)

Reinforced joint

LIC-03
Reinforced Joint
for LIF & LIR extrusion

JURA
CAROLANS
CASAMIGOS
NAVY
NAVY
NJ VODKA
Tito's
Handmade
PROPER TWELVE
JACK DANIEL'S
SOUTHERN COMFORT
ROMANA SAMBUCA
TAYLOR
BIN-27

SHUTTLE

Suitable for display shelves, and / or with movable laminates, or small area lighting. Tracks can be installed inside the extruded profile, making installation easy.
Power feed can be added for other 24V DC fixtures not installed on the track.

SHUTTLE

exploded illustration below to demonstrate the tracks can be connected via connection cord.
Power feed can also be used for fixtures installed away from the track.

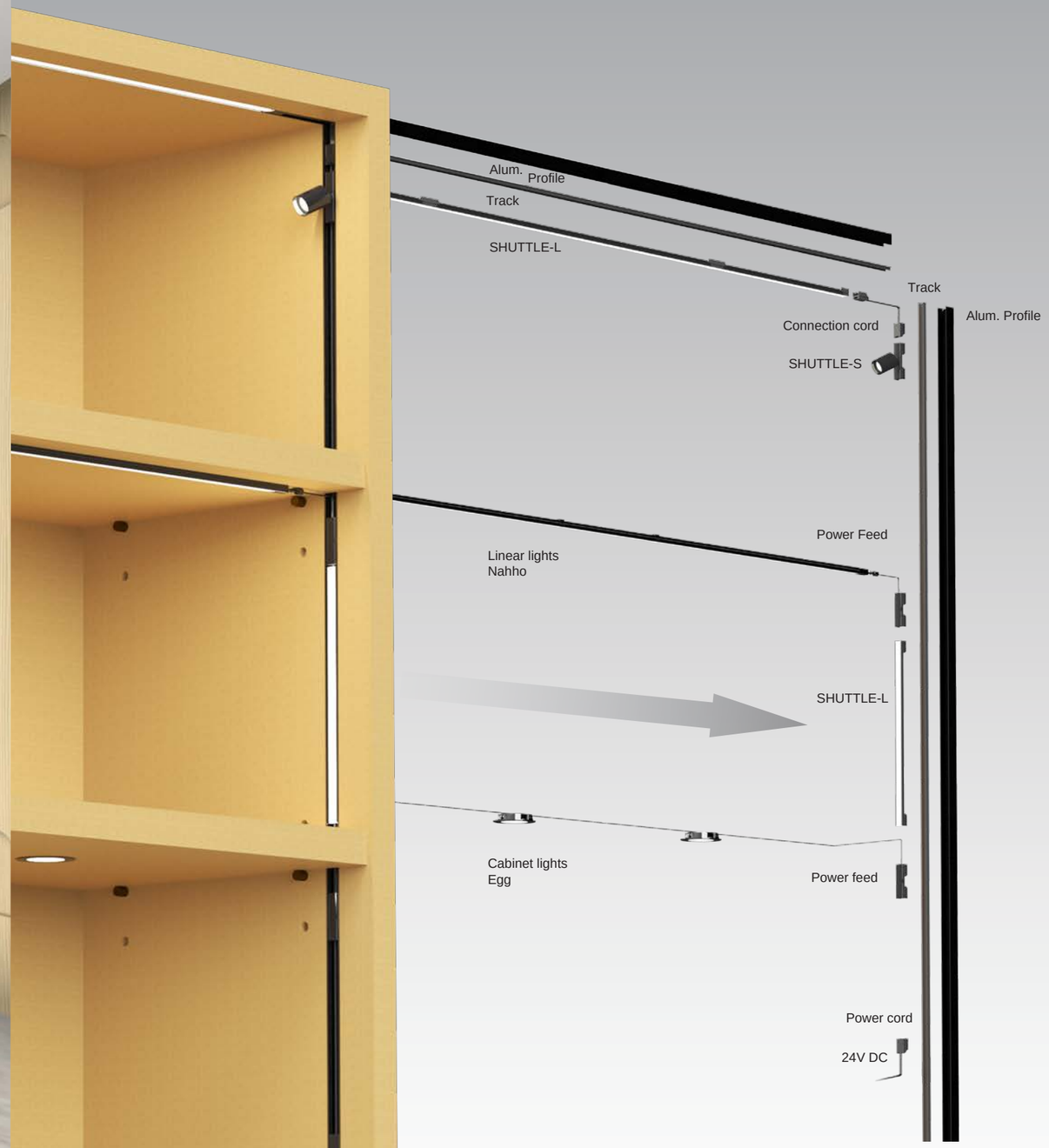

SHUTTLE - INSTALLATION FOR CE APPLICATION

Max wattage connection is suggested to be 80% of the driver's max. output wattage

When the max. wattage exceeds the driver's output wattage, new driver and track is needed.

without quick connector – Max.180W

quick connector – Max. 120W

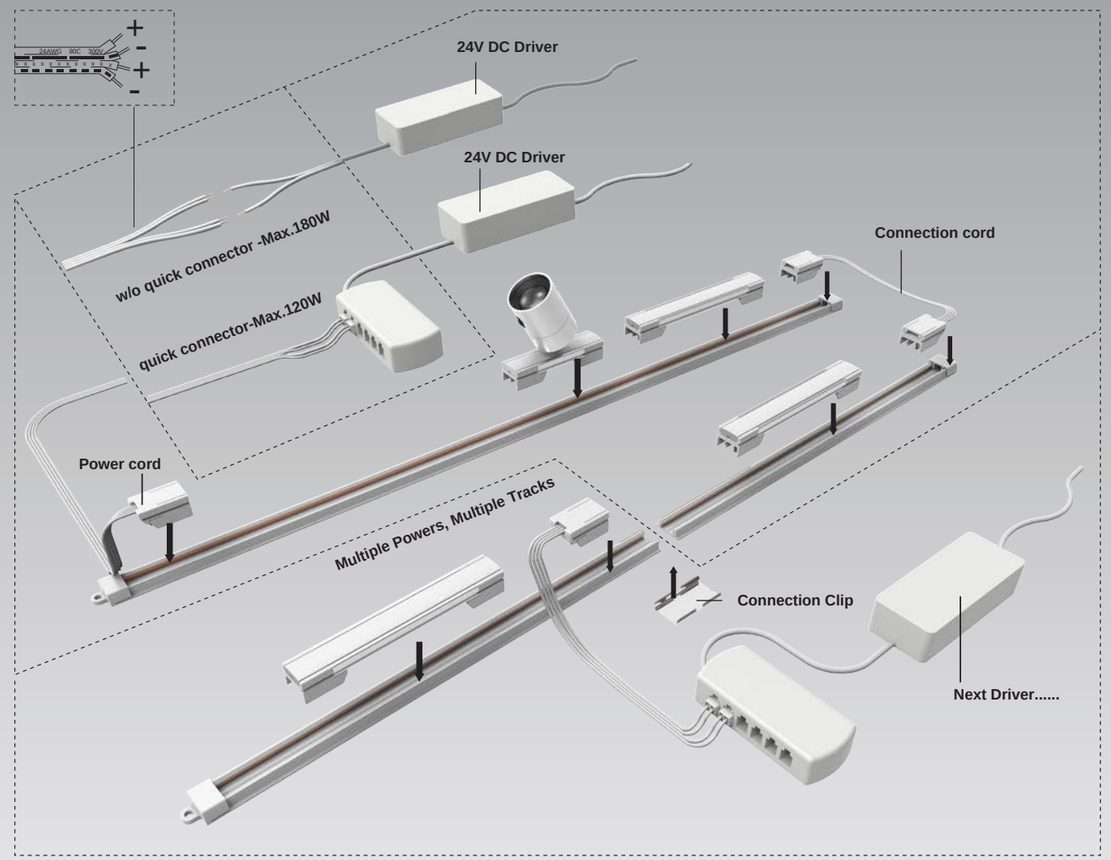

SHUTTLE-L can also be used between tracks to continue the circuit.

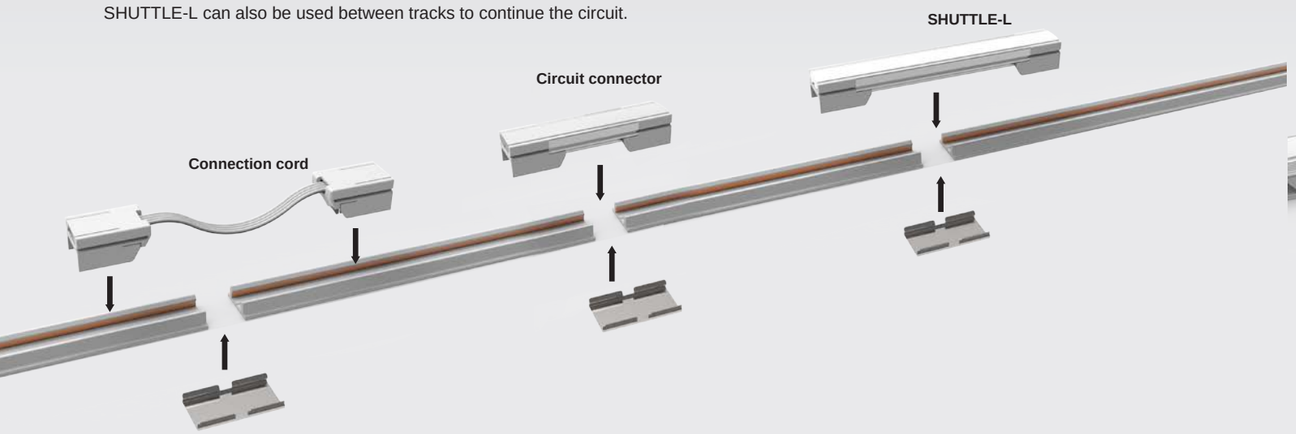

SHUTTLE - INSTALLATION FOR UL/ETL APPLICATION

When maximum wattage has been reached, a sidefeed, new track and driver is needed to supply more power for continuois connection. SHUTTLE-L sidefeed can be used on one end of the new track for continuous linear light.

Electric Circuit Installation:

1. Max length of track linkable per loop is 3M , and the max cable length between driver and power in is 2M.
2. Dimming modules are compatible to PWM output dimming driver only, PWM frequency ≦1.47KHz.
3. To use drivers not on recommended list , it require compatibility test before installation.
4. Voitage drop cannot below 22VDC (measure at the end of the loop), under 22VDC per loop might cause abnormal.
5. Calculating max wattage connection, save 20% buffer for SHUTTLE-L(-S)(-D)(-B) and 25% buffer for other modules.
6. Use driver not in the recommended list might cause module flickering, unstable dimming and/or noise, even causing module failure.
7. When installation tracks, to see if the voltage is below 22VDC, also check the cleanliness of the copper track, copper track can be cleaned using alcohol.

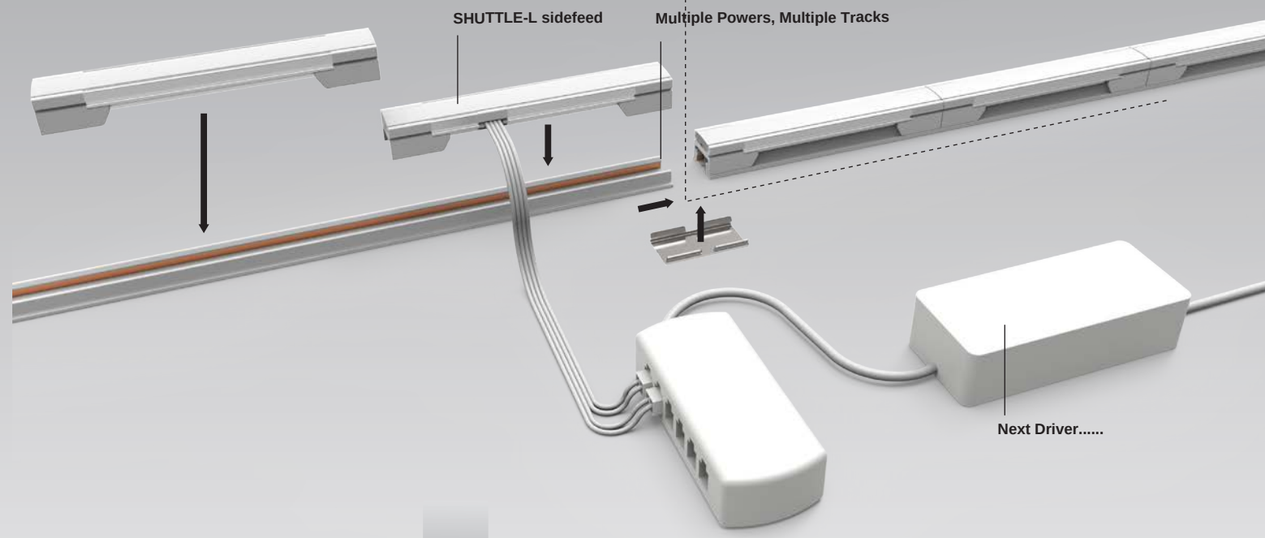

Continuous linear illustration.



SHUTTLE

SHUTTLE modules are designed to be clipped onto the track,
tool-free, convenient for installation & maintenance.

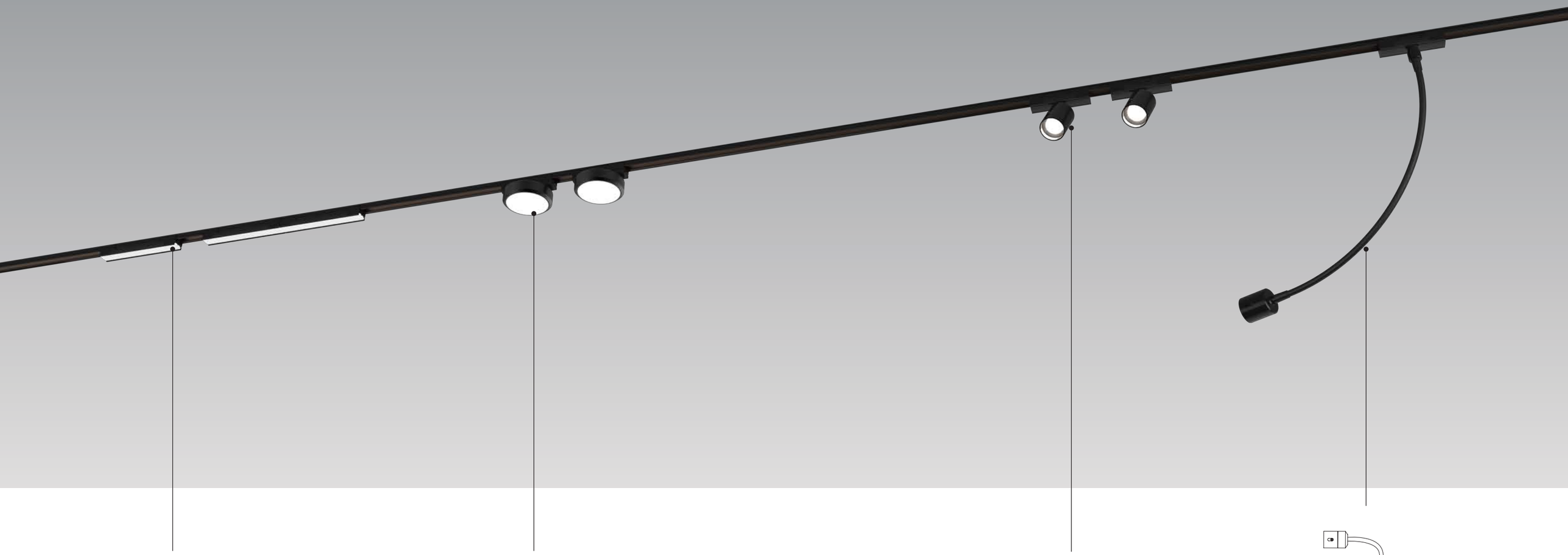

SHUTTLE-L SHUTTLE–L-D
Seamless design to make continuous lighting.
Plug and play feature to repositioning the fixtures
anywhere along the track.

SHUTTLE-B
Round module with dots-free effect

SHUTTLE-S
Available in 1.2W and 2.7W, changing beam
angle by adjusting the lever.

SHUTTLE-S-F
2.7W spot light with higher output.

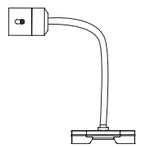

SHUTTLE-N
Bendable tube provides more
precision spot location.
changing beam angle by
adjusting the lever.

SHUTTLE–L

1510.023A : 3.94"(100mm)
1510.023B : 11.81"(300mm)
1510.023C : 23.62"(600mm)

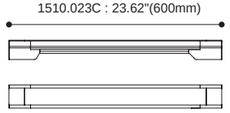

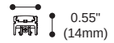

Sidefeed

1510.023D : 3.94"(100mm)

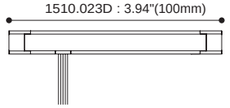

1510.023A.3BTA

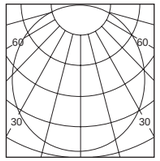

h(m)	D(m)	E(lx)
	115°	
0.5	1.56	110
1.0	3.12	27
1.5	4.69	12
2.0	6.25	6
2.5	7.81	4

1510.023B.3BTA

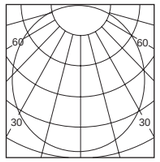

h(m)	D(m)	E(lx)
	115°	
0.5	1.56	578
1.0	3.12	144
1.5	4.68	64
2.0	6.24	36
2.5	7.80	23

1510.023C.3BTA

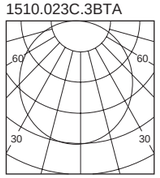

h(m)	D(m)	E(lx)
	115°	
0.5	1.49	807
1.0	2.99	201
1.5	4.48	89
2.0	5.98	50
2.5	7.47	32

Colours Black Anodized Alum.

Product performance

Article number	LED Consumption	Voltage	System Lumen	Beam Angle	LED Type	LED q'ty	CCT/CRI
1510.023A	1.1 W	24V DC	110 (lm)	115°	SMD	14	30/80+
1510.023B	4.2 W	24V DC	330 (lm)	115°	SMD	42	30/80+
1510.023C	8.0 W	24V DC	660 (lm)	115°	SMD	84	30/80+
Sidefeed							
1510.023D	1.1 W	24V DC	110 (lm)	115°	SMD	14	30/80+

IP20

SHUTTLE–L-D

1810.001A : 3.94"(100mm)
1810.001B : 11.81"(300mm)
1810.001C : 23.62"(600mm)

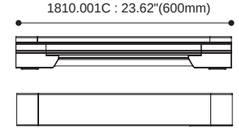

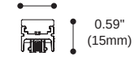

Sidefeed

1810.001D : 3.94"(100mm)

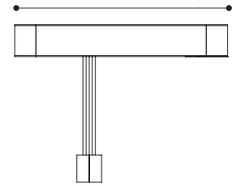



Colours Black Anodized Alum.

Product performance

Article number	LED Consumption	Voltage	System Lumen	Beam Angle	LED Type	LED q'ty	CCT/CRI
1810.001A	1.1 W	24V DC	110 (lm)	130°	SMD	21	30/80+
1810.001B	4.2 W	24V DC	330 (lm)	130°	SMD	63	30/80+
1810.001C	8.0 W	24V DC	660 (lm)	130°	SMD	126	30/80+
Sidefeed							
1810.001D	1.1 W	24V DC	110 (lm)	130°	SMD	21	30/80+

IP20

SHUTTLE–S

1619.200

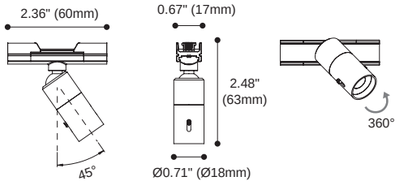

Zoom in 30°

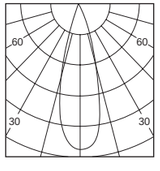

h(m)	D(m)	E(lx)
	30°	
0.5	0.24	761
1.0	0.49	190
1.5	0.74	84
2.0	0.98	47
2.5	1.23	30

Zoom out 55°

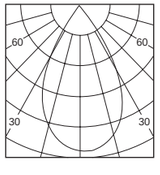

h(m)	D(m)	E(lx)
	55°	
0.5	0.51	370
1.0	1.02	92
1.5	1.53	41
2.0	2.04	23
2.5	2.55	14





1619.205

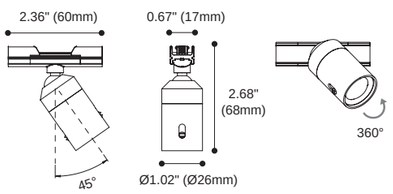

Zoom in 8°

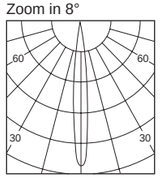

h(m)	D(m)	E(lx)
	8°	
0.5	0.07	7254
1.0	0.14	1814
1.5	0.21	806
2.0	0.28	453
2.5	0.36	290

Zoom out 20°

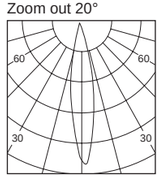

h(m)	D(m)	E(lx)
	20°	
0.5	0.16	2351
1.0	0.33	587
1.5	0.50	261
2.0	0.67	146
2.5	0.83	94

Colours Black Anodized Alum.

Product performance

Article Number	LED Consumption	Voltage	System Lumen	Beam Angle	LED Type	LED q'ty	CCT/CRI
1619.200	1.2 W	24V DC	50~70 (lm)	30°-55°	High Power	1	30/80+
1619.205	2.7 W	24V DC	50~70 (lm)	8°-20°	High Power	1	30/80+

IP20

SHUTTLE–S–F

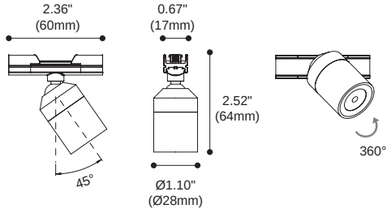

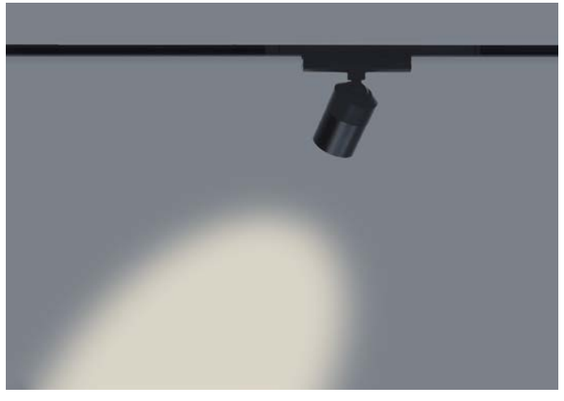

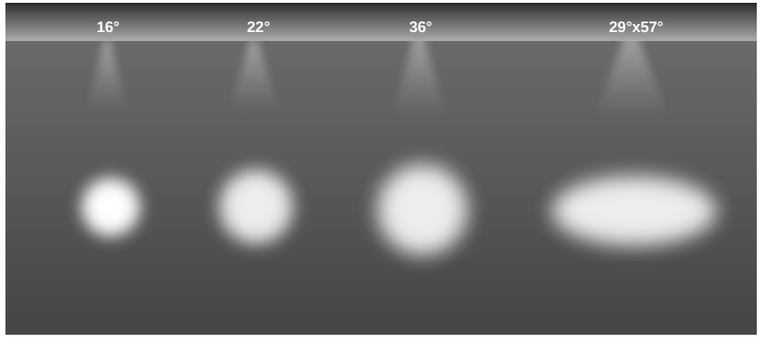

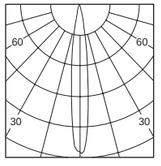

h(m)	D(m)	E(lx)
	16°	
0.5	0.11	9874
1.0	0.22	2468
1.5	0.34	1097
2.0	0.45	617
2.5	0.57	395

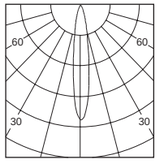

h(m)	D(m)	E(lx)
	22°	
0.5	0.13	4310
1.0	0.27	1078
1.5	0.41	478
2.0	0.55	269
2.5	0.69	172

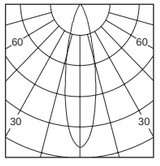

h(m)	D(m)	E(lx)
	36°	
0.5	0.21	2488
1.0	0.43	622
1.5	0.65	276
2.0	0.87	155
2.5	1.09	99

Colours Black Anodized Alum.

Product performance

Article Number	LED Consumption	Voltage	System Lumen	Beam Angle	LED Type	LED q'ty	CCT/CRI
1719.209	2.7 W	24V DC	210 (lm)	16°/ 22°/ 36°/ 29°x57°	High Power	1	30/80+

IP20

SHUTTLE–B

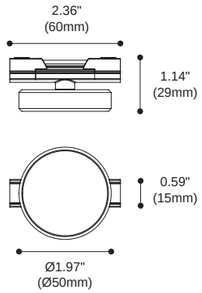

1768.100.3BTA

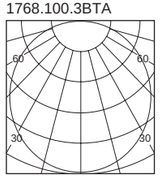

h(m)	D(m)	E(lx)
113°		
0.5	1.53	259
1.0	3.07	64
1.5	4.61	28
2.0	6.15	16
2.5	7.69	10

Colours Black Anodized Alum.

Product performance

Article Number	LED Consumption	Voltage	System Lumen	Beam Angle	LED Type	LED q'ty	CCT/CRI
1768.100	4 W	24V DC	200 (lm)	113°	SMD	48	30/80+

IP20

SHUTTLE–N

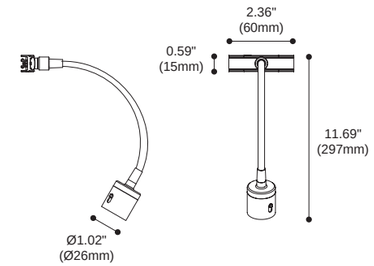



Zoom in 8°

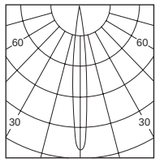

h(m)	D(m)	E(lx)
8°		
0.5	0.07	7254
1.0	0.14	1814
1.5	0.21	806
2.0	0.28	453
2.5	0.36	290

Zoom out 20°

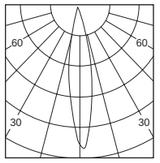

h(m)	D(m)	E(lx)
20°		
0.5	0.16	2351
1.0	0.33	587
1.5	0.50	261
2.0	0.67	146
2.5	0.83	94

Colours Black

Product performance

Article Number	LED Consumption	Voltage	System Lumen	Beam Angle	LED Type	LED q'ty	CCT/CRI
1617.502	2.7 W	24V DC	50~70 (lm)	8°-20°	High Power	1	30/80+

IP20

SHUTTLE

Shuttle tracks can be used as power source to power up other 24V DC fixtures

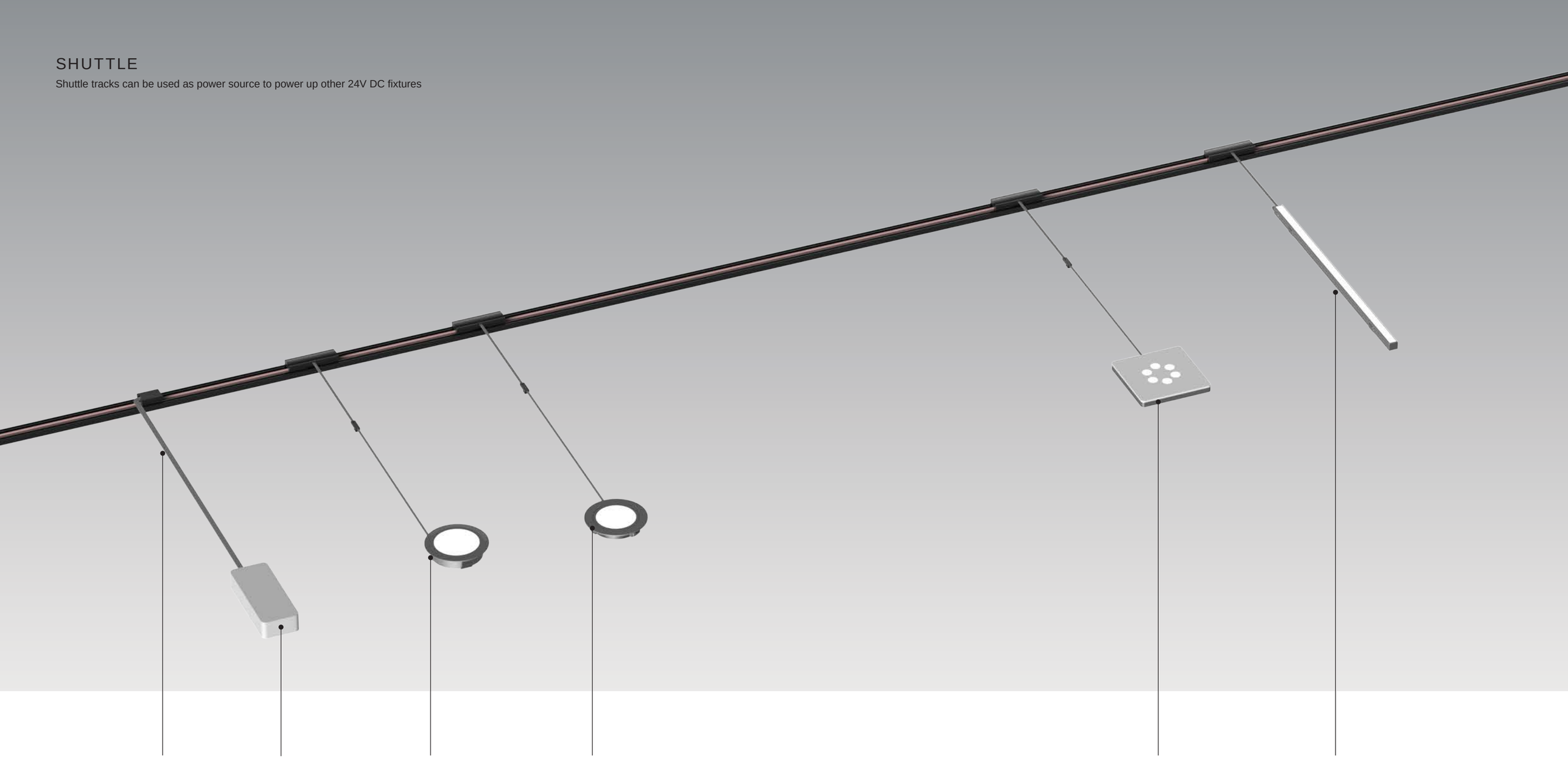

Power Cord
connects to 24V DC driver

Driver
24V DC

Egg 4W
ALU housing helps heat dissipation

Akis 1.7W
Plastic housing for economical solution

Tobey
Smooth plastic with black or white finish.

Nahho
Multiple length available, also come with different diffusers.